











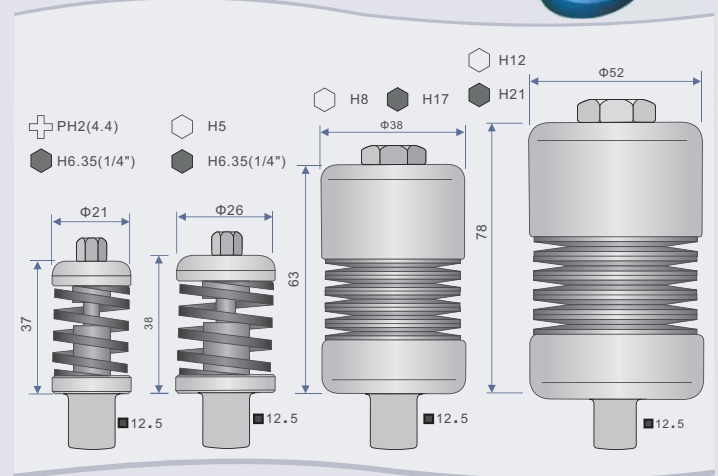


RDF Run down Adapter

Used for ETTB series and ETTC 100N.m or less.

Model	Description	Interface	Package List	Weight
EAK-T-RDF1	Run Down Adapter Set		ATT-RDF02 1 ATT-RDF06 1 ATT-RDF40 1 ATT-RDF100 1 Screws Carry Case 1	2.3kg
ATT-RDF-2	Run Down Adapter 2 N.m	 12.5(1/2")  4.4(PH2),  6.35(1/4")	Run Down Adapter 1 1/4" Hex screw 1 Cross recessed screw 2	0.09kg
ATT-RDF-6	Run Down Adapter 6 N.m	 12.5(1/2")  6.9(PH3),  6.35(1/4")	Run Down Adapter 1 1/4" Hex screw 1 Cross recessed screw 1	0.13kg
ATT-RDF-40	Run Down Adapter 40 N.m	 12.5(1/2")  17  8	Run Down Adapter 1 Hex socket screw 1 Hex screw 1	0.48kg
ATT-RDF-100	Run Down Adapter 100 N.m	 12.5(1/2")  21  12	Run Down Adapter 1 Hex socket screw 1 Hex screw 1	1.15kg







Clamp

Model	Description	Clamping	Used for	Weight
ATT-DC13	Drill Chuck Clamp	Φ 2~13 12N.m	EST-TT2	
ATT-JC80	Jaw Chuck Clamp	Φ 2~63 50N.m	EST-TT2	



Square Adapter

Model	Interface	Used for	Weight
ATT-SA12.5-6.3	 12.5(1/2")  6.3(1/4")	ETT ETTC	
	 12.5(1/2")  10(3/8")		

